

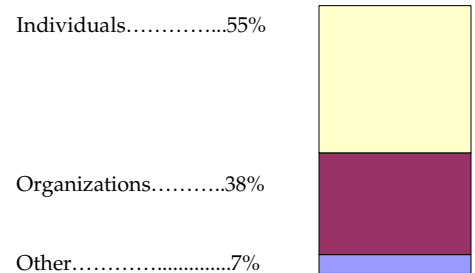


Financial Highlights

January 1, 2008 through December 31, 2008 (Pre-audited)

	2007	2008
OPERATING REVENUE		
Gifts from Individuals	\$192,824	\$375,742
Gifts from Organizations	\$442,024	\$261,242
Other Revenue	\$22,481	\$47,338
Total Operating Revenue	\$657,329	\$684,322

SOURCES OF SUPPORT

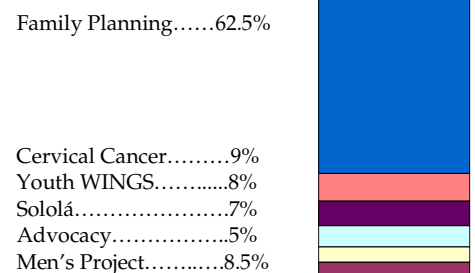


OPERATING EXPENSES

Program Services:

Family Planning	\$215,856	\$321,751
Cervical Cancer	\$46,558	\$47,411
Youth WINGS	\$50,839	\$40,017
Sololá Project	\$11,007	\$35,575
Advocates for Youth	\$4,628	\$25,349
WINGS for Men	\$11,129	\$45,005
Program Administration	\$1,897	\$21,336
Total Program Services	\$341,914	\$536,444
Management & General	\$43,752	\$70,316
Fundraising	\$42,100	\$48,156
Total Operating Expenses	\$427,766	\$654,916

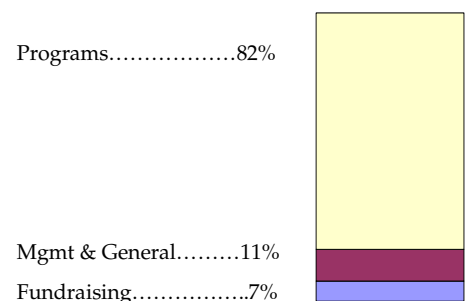
OUR PROGRAMS



CHANGE IN NET ASSETS

Operating Revenue Less		
Operating Expenses	\$229,563	\$29,406
Non-Operating Activities	(\$4,688)	\$15,518
Increase in Net Assets	\$224,875	\$44,924

USE OF FUNDS



Net Assets, Beginning of Fiscal Year	\$502,921	\$727,796
Net Assets, End of Fiscal Year	\$727,796	\$772,720