

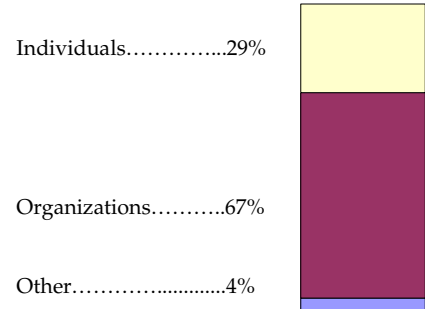


Financial Highlights

January 1, 2007 through December 31, 2007 (Audited)

	2006	2007
OPERATING REVENUE		
Gifts from Individuals	\$153,949	\$192,824
Gifts from Organizations	\$310,320	\$442,024
Other Revenue	\$18,134	\$22,481
Total Operating Revenue	\$482,403	\$657,329

SOURCES OF SUPPORT

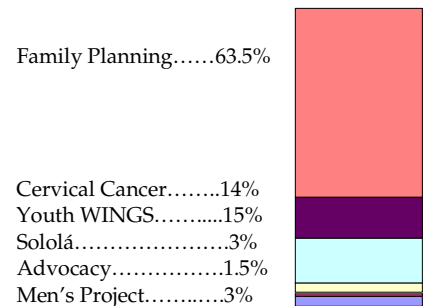


OPERATING EXPENSES

Program Services:

Family Planning	\$182,937	\$215,856
Cervical Cancer	\$52,594	\$46,558
Youth WINGS	\$27,434	\$50,839
Sololá Project	\$9,511	\$11,007
Advocacy Project	-	\$4,628
Men's Project	-	\$11,129
Program Administration	\$2,307	\$1,897
Total Program Services	\$274,783	\$341,914
Management & General	\$37,165	\$43,752
Fundraising	\$30,349	\$42,100
Total Operating Expenses	\$342,297	\$427,766

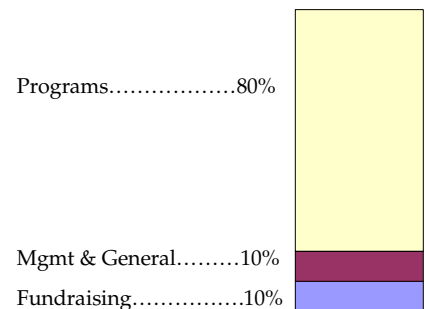
OUR PROGRAMS



CHANGE IN NET ASSETS

Operating Revenue Less		
Operating Expenses	\$140,106	\$229,563
Non-Operating Activities	\$5,302	(\$4,688)
Increase in Net Assets	\$145,408	\$224,875

USE OF FUNDS



Net Assets, Beginning of Fiscal Year	\$357,513	\$502,921
Net Assets, End of Fiscal Year	\$502,921	\$727,796